



Take Control of Your Comfort

MULTIPLE Applications ONE High Efficiency Boiler

The SOLr3 integrates hot water and space heating using a single, compact, high-efficient wall mounted boiler. It is designed to manage multiple heating applications right out of the box. Onboard hydronics and intelligent controls simplify complex hydronic heating installations.

For more information: www.conematic.com
Call: 1.866.924.2663 or 1.403.215.5966



Lower Energy Bills

Savings of up to 35% per month

The SOLr3's intelligent management of hot water and space heating, results in high efficiency and *reduced energy consumption*.



Living Comfortably

Feel the difference

The SOLr3's intelligent controls constantly interpret your home's heating and hot water requirements and optimize the system accordingly. Now the temperature of your home stays consistent regardless of the outdoor climate.



Green House Gas Reduction

1.5+ tonnes annual reduction per unit

The average home produces six tonnes of greenhouse gas emissions annually. With the SOLr3 you can reduce your footprint by *over 25%* per year.



Increased System Lifespan

Reliable performance

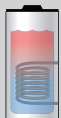
All of our heating products utilize the world's most reliable, *proven technologies* to deliver increased lifespan.

Applications mix and match applications to suit your installation.



Heat 1

Heat 1, a high temperature circuit, is designed specifically to manage a hot water supply via an indirect hot water storage tank.



Storage Tank



Heat 2

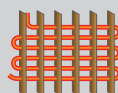
This variable temperature circuit supplies primary space heat to the home using a fan coil, radiators or in-floor heating.



Fan Coil



Radiators




In Joist




Heat 3

This circuit manages medium and low temperature heat emitters for secondary heating, such as in slab / in joist heating, fan coils and radiators.




In Slab



In Joist



Fan Coil



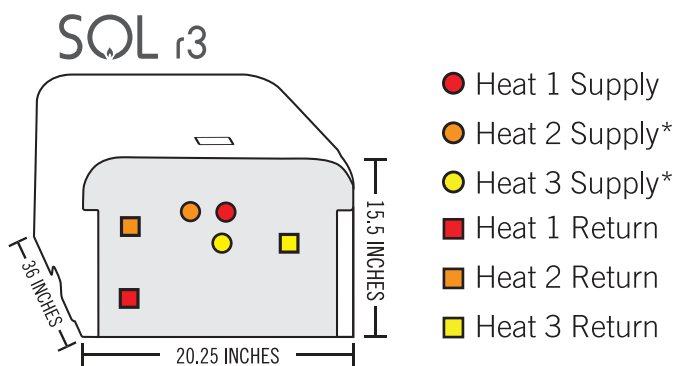
Radiators

Detailed Specifications

SOL r3

Fuel		Natural Gas	Propane
Input		115 - 34 MBH / 33.7 - 10 kW	118 - 34 MBH / 34.6 - 10 kW
Output		101.5 MBH / 29.7 kW	106 MBH / 30.1 kW
AFUE		89.0	90.7
Electrical - Single Phase		115 V / 60 Hz / 10 amp (Max. Draw)	
Min. Gas Supply Pressure		3.5 WC / 0.87 kPa	8.0 WC / 2.00 kPa
Max. Gas Supply Pressure		10.5 WC / 2.62 kPa	13 WC / 3.24 kPa
Max. Operating Temperature		200°F / 93.3°C	
Boiler Max. Operating Pressure		30 psi / 2.07 bar	
Boiler High Limit Set Points	Heat 1 (Fixed)	185°F / 85°C	
	Heat 2 (Adjustable) Max	185°F / 85°C	
	Heat 2 (Adjustable) Max	165°F / 74°C	
Outdoor Reset	Outdoor Design	32°F / 0°	
	Adjustable Limits	-40°F, 50°F / -40°C, 10°C	
Connections	Heat Circuits: 1,2,3	3/4" PEX (Darcal)	
	Boiler Pressure Relieve Valve	3/4" Female NPT	
	Bleeder Line	3/8" Barbed	
Gas Connection		1/2" NPTF	
Vent Connection		3"/5" SC Heatfab Concentric Stainless Steel 3" EZ Seal Heatfab Stainless Steel	
Appliance Dimensions (D x H x W)		15.5 inch X 36 inch X 20.25 inch 384 mm X 914 mm X 514 mm	
Appliance Weight		125 Lbs / 57 Kg	

Connection Locations



*Circuit has the ability to use some or all of the heat generated by the boiler.



NOTE: The total heat loss of the Heat 1,2,3 Circuits must be less than the output of the boiler.

Connections (bottom of appliance shown left)

- Heat 1 - Domestic Hot Water Circuit:**
Storage Tank 19 - 80 US gal. (recommended size)
185°F @ 4GPM (storage tank coil)
- Heat 2 - High Temperature Circuit:**
100 MBH at 4 GPM Output
Set-point of 185°F - 150°F and outdoor reset
- Heat 3 - Auxiliary Circuit (Sol r3 ONLY):**
In Slab: 50 MBH Output, 4GPM@25°ΔT
Set point of 135°F - 90°F and outdoor reset
In Slab (recommended): typically 2000 sqft.
Radiators & In Joist: 70 MBH Output, 4GPM@35°ΔT
Set point of 165°F - 110°F and outdoor reset

Warranty

Limited Lifetime Warranty on the Pressure Vessel.
Limited 1 Year Warranty on Standard Equipment.